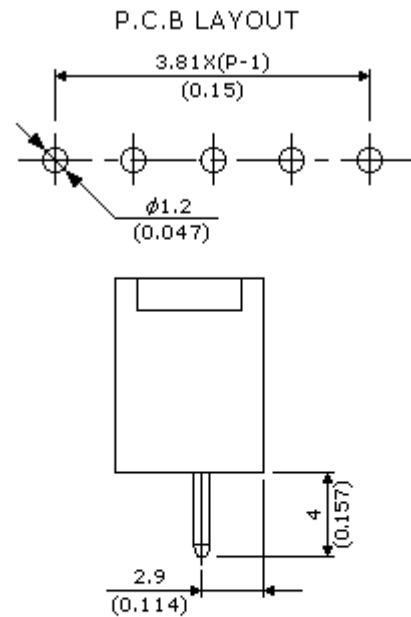
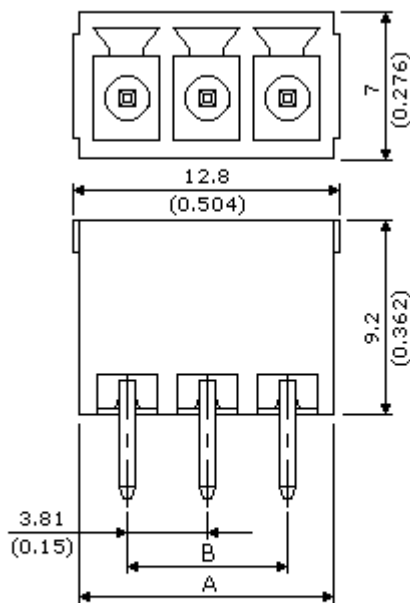


DRAWING

DIMENSIONS UNIT:mm(inch)
ETB47**1 SERIES

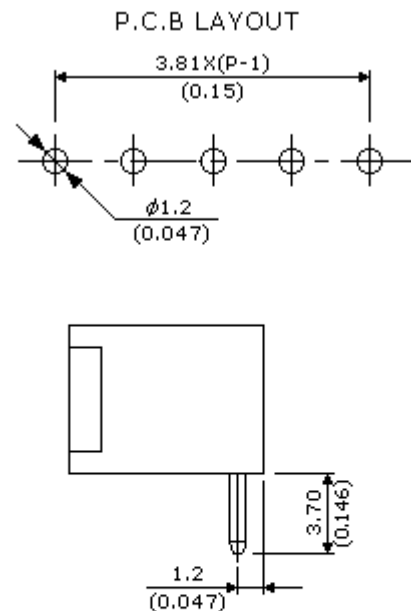
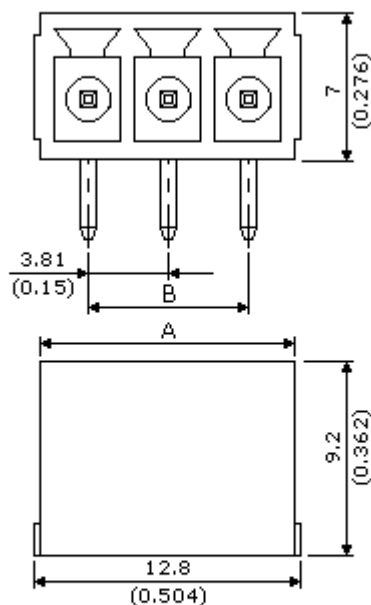


Pitch=3.81mm(0.15inch)

**NUMBER OF POLE 02~12.

POLE	2	3	4	5	6	7	8	9	10	11	12
A±0.8	8.38 (0.330)	12.20 (0.480)	16.00 (0.630)	19.81 (0.780)	23.62 (0.930)	27.43 (1.080)	31.24 (1.230)	35.05 (1.380)	38.86 (1.530)	42.67 (1.680)	46.48 (1.830)
B±0.5	3.81 (0.150)	7.62 (0.300)	11.43 (0.450)	15.24 (0.600)	19.05 (0.750)	22.86 (0.900)	26.67 (1.050)	30.48 (1.200)	34.29 (1.350)	38.10 (1.500)	41.91 (1.650)

DIMENSIONS UNIT:mm(inch)
ETB47**2 SERIES



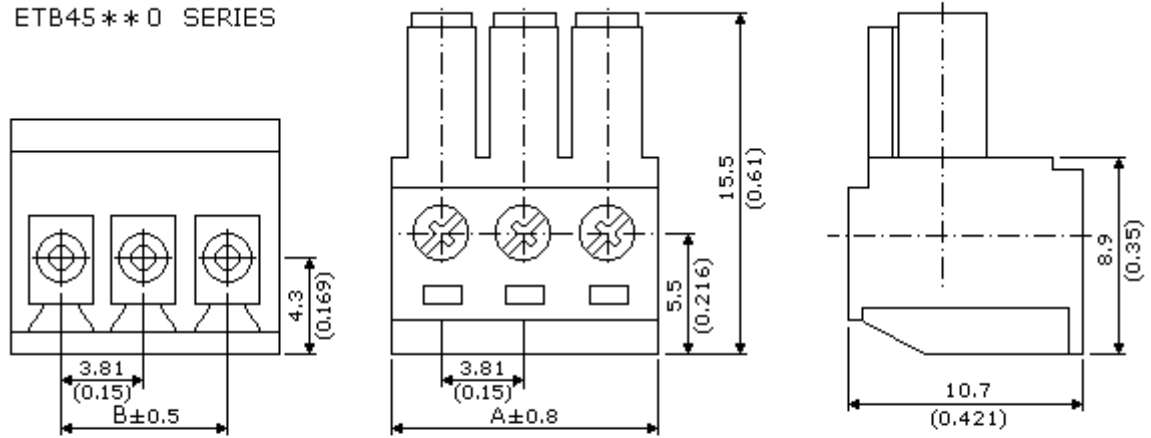
Pitch=3.81mm(0.15inch)

**NUMBER OF POLE 02~12.

POLE	2	3	4	5	6	7	8	9	10	11	12
A±0.8	8.38 (0.330)	12.20 (0.480)	16.00 (0.630)	19.81 (0.780)	23.62 (0.930)	27.43 (1.080)	31.24 (1.230)	35.05 (1.380)	38.86 (1.530)	42.67 (1.680)	46.48 (1.830)
B±0.5	3.81 (0.150)	7.62 (0.300)	11.43 (0.450)	15.24 (0.600)	19.05 (0.750)	22.86 (0.900)	26.67 (1.050)	30.48 (1.200)	34.29 (1.350)	38.10 (1.500)	41.91 (1.650)

DIMENSIONS UNIT:mm(inch)

ETB45**0 SERIES



Pitch=3.81mm(0.15inch)

**NUMBER OF POLE 02~12.

POLE	2	3	4	5	6	7	8	9	10	11	12
$A \pm 0.8$	8.38 (0.330)	12.20 (0.480)	16.00 (0.630)	19.81 (0.780)	23.62 (0.930)	27.43 (1.080)	31.24 (1.230)	35.05 (1.380)	38.86 (1.530)	42.67 (1.680)	46.48 (1.830)
$B \pm 0.5$	3.81 (0.150)	7.62 (0.300)	11.43 (0.450)	15.24 (0.600)	19.05 (0.750)	22.86 (0.900)	26.67 (1.050)	30.48 (1.200)	34.29 (1.350)	38.10 (1.500)	41.91 (1.650)